

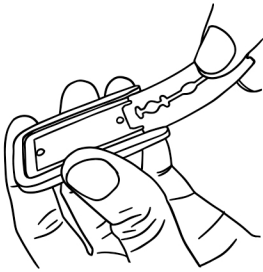


Hello fellow baker! Thank you for purchasing a Poco lame. Below are a few tips on how to install the blade safely. A quick reminder that razor blades are unforgivingly sharp and you must be very cautious when handling them!

SCAN ME!

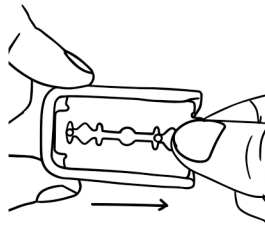


1.



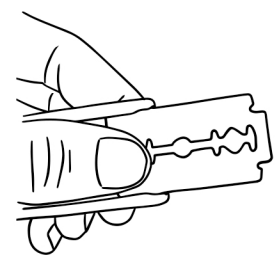
Start by holding the Poco with one hand, keeping your fingers clear of the blade's path. Place the blade flat against the wood and slowly insert it.

2.



When you are ready to use your new Poco lame, simply pull the blade out to the desired length. The end of the blade slot should not go past the silver ball.

3.



Keep your thumb on the blade the entire time you are scoring, as shown. Think of the Poco lame as more of a protective sheath than as a blade holder. When done scoring simply push the blade back in for safe keeping.

Keep your Poco lame well oiled. This will prevent the wood from drying out or warping if it comes into contact with moisture. Use a food safe oil that will not go rancid over time. We highly recommend Wire Monkey brand fractionated coconut oil. You can remove dried flour residue with a stiff bristle brush.

CAUTION!
RAZOR BLADES ARE VERY SHARP AND CAN INJURE YOU!
Always keep fingers and body away from the sharp edges of the blade. Keep out of children's reach. Dispose of blades properly. Wire Monkey will not be held responsible for injury.

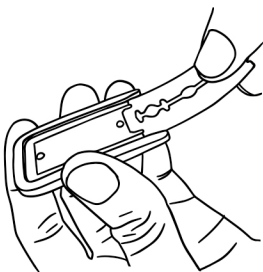


Hello fellow baker! Thank you for purchasing a Poco lame. Below are a few tips on how to install the blade safely. A quick reminder that razor blades are unforgivingly sharp and you must be very cautious when handling them!

SCAN ME!

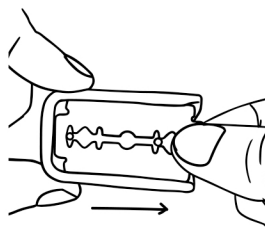


1.



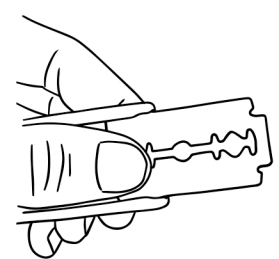
Start by holding the Poco with one hand, keeping your fingers clear of the blade's path. Place the blade flat against the wood and slowly insert it.

2.



When you are ready to use your new Poco lame, simply pull the blade out to the desired length. The end of the blade slot should not go past the silver ball.

3.



Keep your thumb on the blade the entire time you are scoring, as shown. Think of the Poco lame as more of a protective sheath than as a blade holder. When done scoring simply push the blade back in for safe keeping.

Keep your Poco lame well oiled. This will prevent the wood from drying out or warping if it comes into contact with moisture. Use a food safe oil that will not go rancid over time. We highly recommend Wire Monkey brand fractionated coconut oil. You can remove dried flour residue with a stiff bristle brush.

CAUTION!
RAZOR BLADES ARE VERY SHARP AND CAN INJURE YOU!
Always keep fingers and body away from the sharp edges of the blade. Keep out of children's reach. Dispose of blades properly. Wire Monkey will not be held responsible for injury.

DELIVER
DELI